

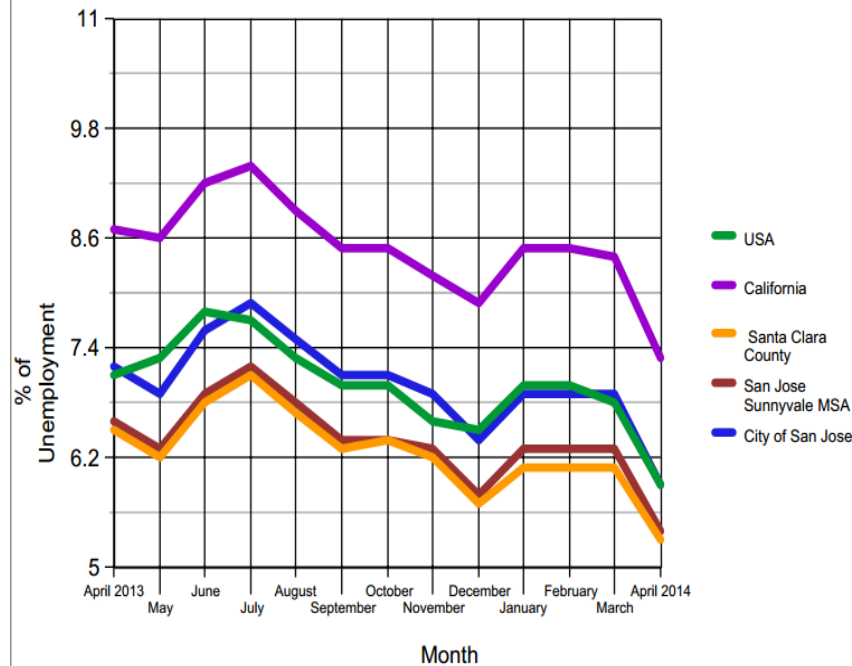
THE ECONOMIC and WORKFORCE SITUATION May 2014 Snapshot

Unemployment for April 2014

San Jose-Sunnyvale-Santa Clara MSA was 5.4%, California 7.3%, United States 5.9%, Santa Clara County was 5.3% and the city of San Jose was 5.9%.

Source EDD May 16, 2014

April 2014 Unemployment Rate



EDD-BLS (not seasonally adjusted)

San Jose-Sunnyvale-Santa Clara MSA Stats

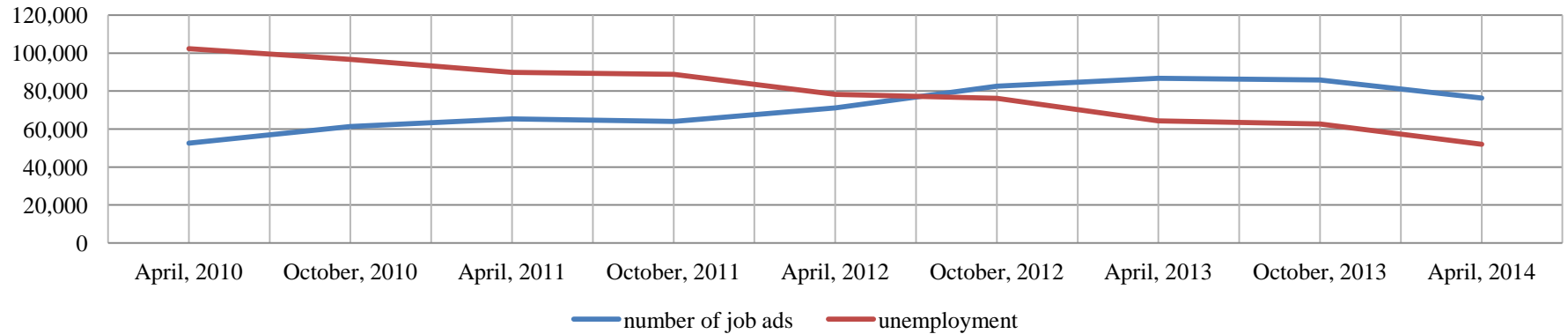
Between April 2013 and April 2014, total employment in the San Jose-Sunnyvale-Santa Clara MSA, which also includes San Benito County, rose by 38,600 jobs, or 4.0 percent. Private nonfarm employment expanded by 4.1 percent over the year, adding 35,600 jobs.

- Private educational and health services added 9,100 jobs from last April. Private health care (up 4,800 jobs), social assistance (up 3,400 jobs), and private schools (up 900 jobs net), each posted gains over the year.
- Manufacturing gained 6,600 jobs, largely within durable goods. Computer and electronic products accounted for two-thirds of the overall increase in this major industry group.
- Professional and business services, up by a net 6,300 jobs, marked its 48th consecutive monthly increase on a year-over basis. Notable gains included computer systems design (up 3,100 jobs) and employment services (up 2,000 jobs).
- Other major industries recording increases of at least 1,700 jobs over the year included: information (up 5,600 jobs); trade, transportation, and utilities (up 3,700 jobs); government (up 2,600 jobs); construction (up 2,100 jobs); and leisure and hospitality (up 1,700 jobs).

EDD-BLS May 16, 2014

Available Job Adds for San Jose-Sunnyvale-Santa Clara MSA

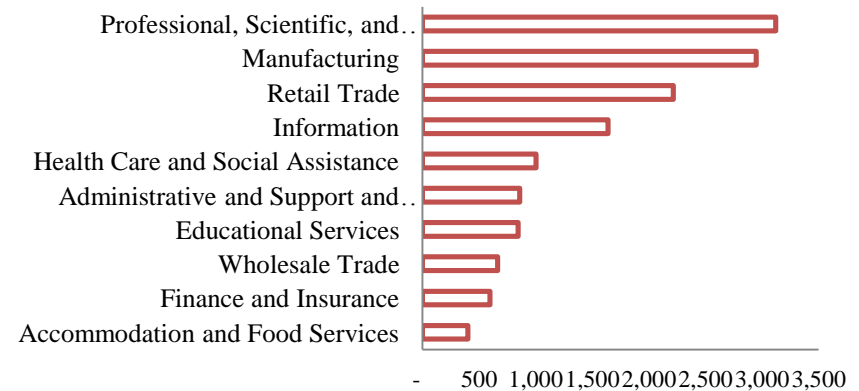
Number of Unemployment vs Number of Available Job Ads



Top Occupations April 2014



Top Industries April 2014



Prepared by: Work2Future Special Projects Team

Source: Wanted Analytics. Search criteria: available and new job ads, April 1-30, 2014.

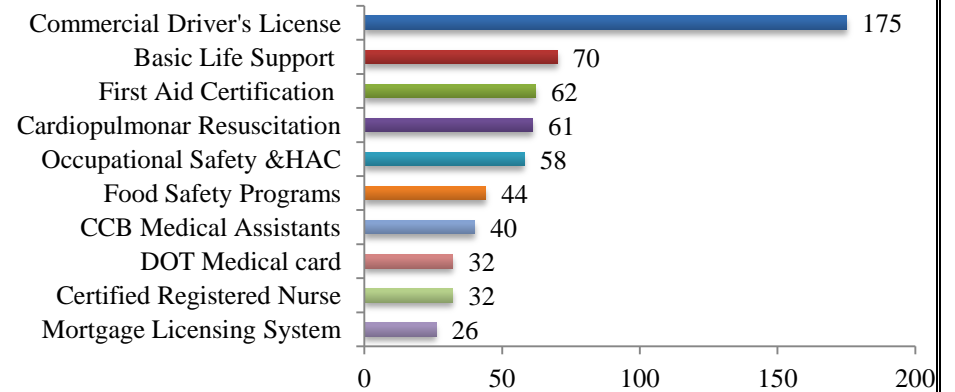
In-demand Occupations and Skills by Education in Job Ads April 1-30, 2014 San Jose-Sunnyvale-Santa Clara MSA

GED/Highschool

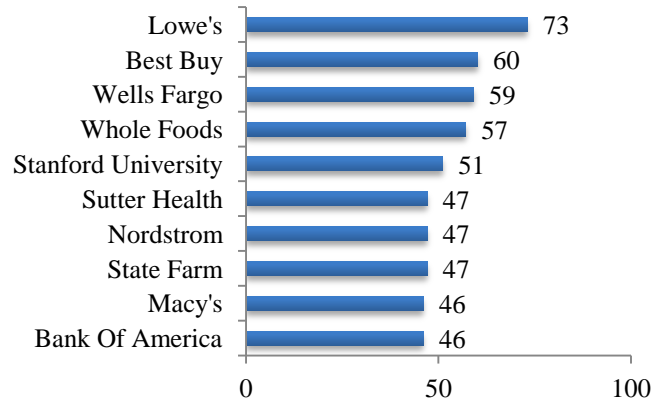
Top Occupations



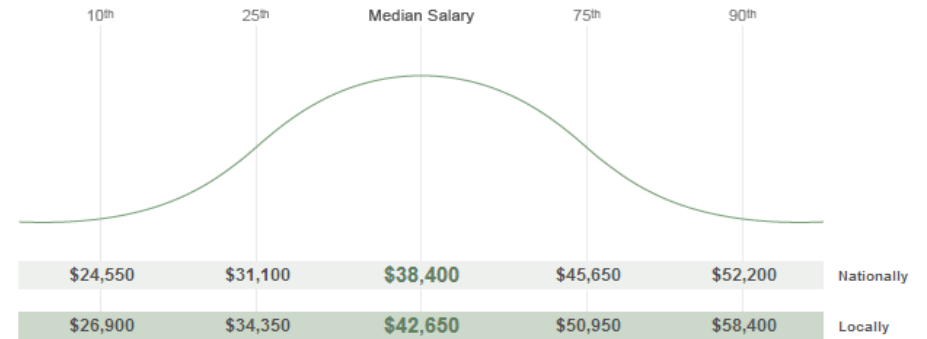
Skills and Cerifications



Employers



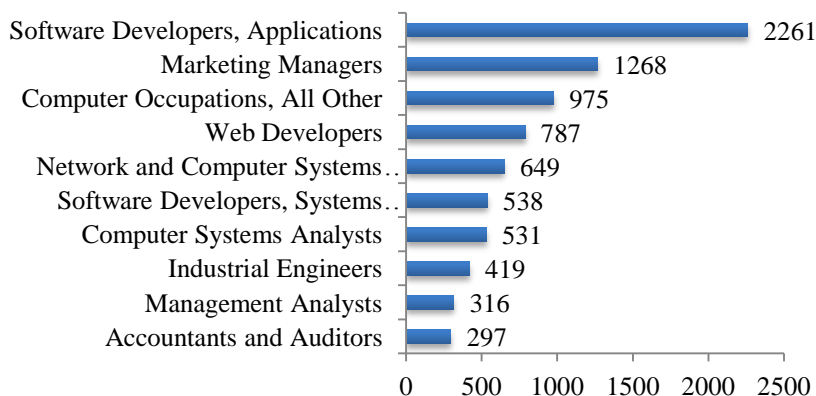
Median Salary



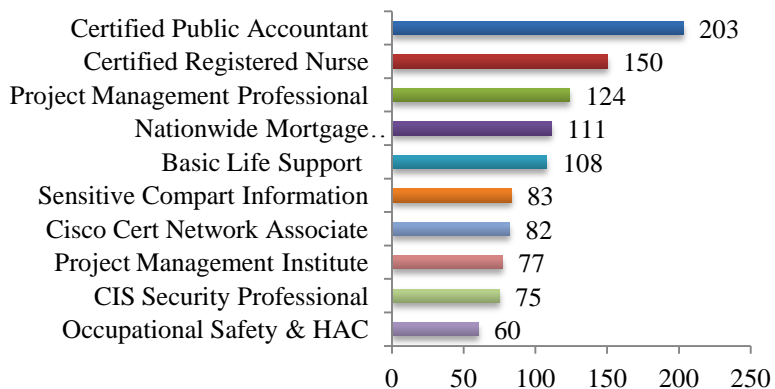
In-demand Occupations and Skills by Education in Job Ads April 1-30, 2014

BS and Beyond

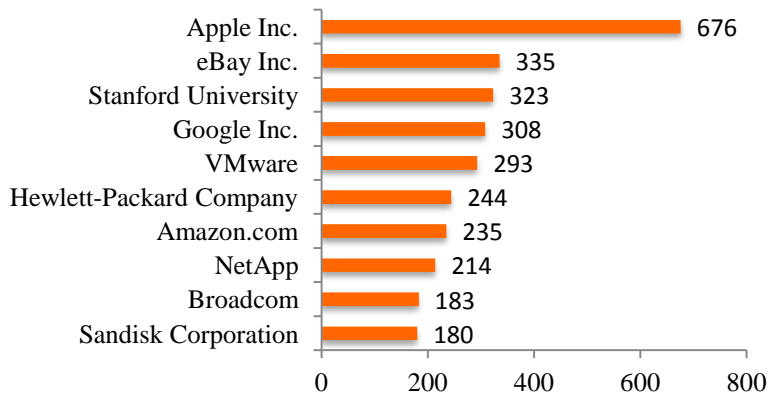
Top Occupations



Skills and Certifications



Employers



Median Salary



Prepared by: Work2Future Special Projects Team
 Source: Wanted Analytics. April 1-30, 2014

The Best Cities for Small Business (Infographic)

By Amy Whyte Inc.

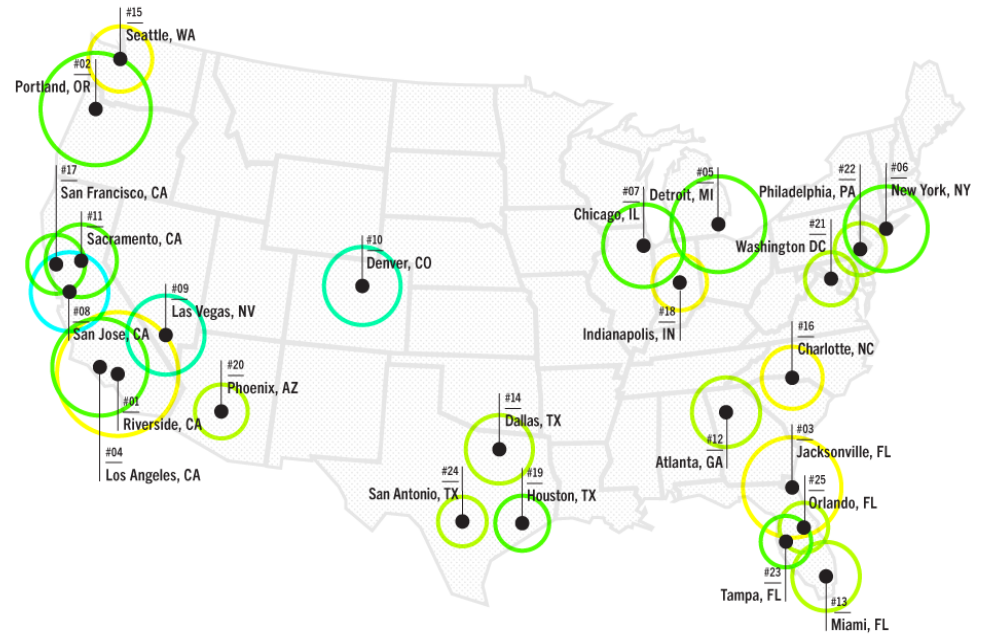
It's [National Small Business Week](#), and for the first time, events will take place in multiple cities across the country. With many metropolitan areas rapidly becoming hotbeds for startups, it's a fitting move for the event. But where are small businesses thriving the most? A new study from [Biz2Credit.com](#) examines how a number of U.S. cities measure up.

The study, which defines a small business as a company with fewer than 250 employees or less than \$10 million in annual revenue, analyzed more than 12,000 businesses that have been in operation for at least a year. The findings place San Jose in the top spot, on the basis of a weighted score that includes annual revenue, credit scores, and the average age of the city's small businesses. Detroit, Denver, Los Angeles, and San Francisco round out the top five.

Check out the infographic below from [Merchant Warehouse](#) to find out how your city compares in terms of annual revenue and average credit score.

Small Business Gets Big

THE TOP U.S. CITIES FOR SMALL BUSINESSES



Average Credit Score

601-615 616-630 631-645 646-660 661-700

Average Annual Revenue

\$400,000 \$800,000 \$1,200,000



The Top 5 Cities by Annual Revenue

#01 Riverside, CA	\$1,215k
#02 Portland, OR	\$1,007k
#03 Jacksonville, FL	\$800k
#04 Los Angeles, CA	\$752k
#05 Detroit, MI	\$730k



The Top 5 Cities by Credit Score

#01 San Jose, CA	685
#02 Denver, CO	649
#03 Las Vegas, NV	649
#04 Los Angeles, CA	641
#05 San Francisco, CA	637

*Small businesses defined as companies having fewer than 250 employees or less than \$10 million in annual revenues.

Source:
Biz2Credit.com

